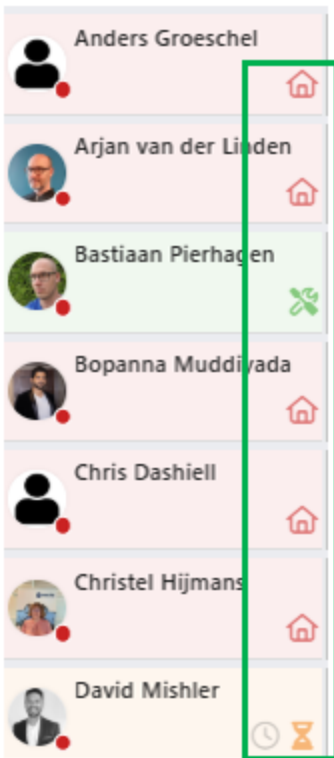


Planboard Engineer Status Icons

Last updated by | David Mishler Gomocho | May 5, 2025 at 1:24 PM GMT+2



Planboard Engineer Status Icons



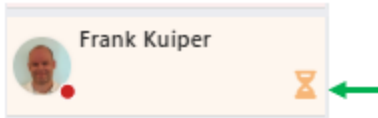
- The icons below reflect those seen on the planboard.
- The icons represent engineer status.
- The icons are located below the username on the planboard
- There are 2 types of icons:
 - **User Status:** Indicate what the user is doing in real time.
 - **User Connectivity:** Indicate whether the user is connected to the Gomocho FSP App.

User Status Icons

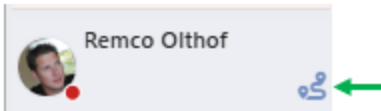
User is at home/office or has not begun traveling to an order.



User has started/is on a shift, but no order initiated.



User is traveling to an order.



User has started shift and is working on an order.



User is Idle



User Connectivity Status (will appear next to user status at all times)

User is not connect to the Gomocha FSP App, or user does not have data coverage/active connection.



User is connected to the Gomocha FSP App.

